



SmartTWO

Ordering Guide

Table of Contents

01	Configurations	3
	Wall-mounted	3
	Double wall-mounted	4
	Single pole-mounted	5
	Double pole-mounted	6
02	Parking signs	7
03	Service Listings	8

01 Configurations • Wall-mounted



QTY	Product	Product Code Canada	Description
1		S2CH102AA1-FL-P01	SmartTWO 208-240V charging station - Standard version
1		S2-V4-SM-RV-GRRV	SmartTWO Wall mounting base with cable hanger—GRRV
1		S2-V2-ACCSPSM-01-03-FL-BCCE	SmartTWO single white sign—FLO—BCCE
1		S2-V2-ACCSPSM-01-02-GRRV	SmartTWO sign support for wall-mounting base or pedestal mounting base—GRRV

01 Configurations • Double wall-mounted



QTY	Product	Product Code Canada	Description
2		S2CH102AA1-FL-P01	SmartTWO 208-240V charging station - Standard version
2		S2-V4-SM-RV-GRRV	SmartTWO Wall mounting base with cable hanger—GRRV
2		S2-V2-ACCSPSM-01-03-FL-BCCE	SmartTWO single white sign—FLO—BCCE
2		S2-V2-ACCSPSM-01-02-GRRV	SmartTWO sign support for wall-mounting base or pedestal mounting base—GRRV
1		S2-V2-ACCSPSM-01-05	Spacer kit for dual mounting EVSE with sign

01 Configurations • simple pole-mounted



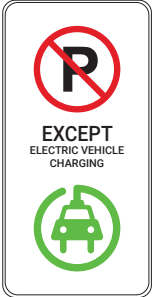


QTY	Product	Product Code Canada	Description
1		S2CH102AA1-FL-P01	SmartTWO 208-240V charging station - Standard version
1		S2-V4-SM-RV-GRRV	SmartTWO Wall mounting base with cable hanger—GRRV
2		S2-V2-ACCSPSM-01-03-FL-BCCE	SmartTWO single white sign—FLO—BCCE
1		S2-V2-ACCSPSM-01-02-GRRV	SmartTWO sign support for wall-mounting base or pedestal mounting base—GRRV
1		S2-V2-ACCPSM-01-01	Pole mount adapter kit for SmartTWO wall mounting base
1		S2MB000001	SmartTWO Spacer Kit for Large Base Street light Poles (optional)

01 Configurations • Double pole-mounted




QTY	Product	Product Code Canada	Description
2		S2CH102AA1-FL-P01	SmartTWO 208-240V charging station - Standard version
2		S2-V4-SM-RV-GRRV	SmartTWO Wall mounting base with cable hanger—GRRV
4		S2-V2-ACCSPSM-01-03-FL-BCCE	SmartTWO single white sign—FLO—BCCE
2		S2-V2-ACCSPSM-01-02-GRRV	SmartTWO sign support for wall-mounting base or pedestal mounting base—GRRV
2		S2-V2-ACCSPSM-01-01	Pole mount adapter kit for SmartTWO wall mounting base
2		S2MB000001	SmartTWO Spacer Kit for Large Base Street light Poles (optional)

02 Parking signs

Product	Product Code Canada	Description
	SIGN-RESE-GEN-EN	No Parking except electric vehicle charging Pancarte stationnement - anglais 300 mm x 600 mm • 11,81" x 23,62"
	SIGN-RESE-EMP-EN	Employee Only Pancarte stationnement - anglais 300 mm x 150 mm • 11,81" x 5,9"
	SIGN-RESE-VIS-FR	Visiteur seulement Pancarte stationnement - français 300 mm x 150 mm • 11,81" x 5,9"

03 Optional SmartTWO with integrated gateway



QTY	Product	Product Code Canada	Description
1		S2CH102CA1-FL-P01	SmartTWO charging station - Embedded communication (no Zigbee)

04 Service Listings

Service	Service Code	Description
Site survey prior to the charging station installation ¹	SP-SS	<ul style="list-style-type: none"> Required when the client subscribes to the management service for one or more charging stations for a site for which communication will be done through a 3G cellular network or through a DSL connection Defines the location of the gateway and the DSL modem (if applicable) to ensure the quality of the communication between components
Local configuration service for all the stations at a site	SP-CONFIG	<ul style="list-style-type: none"> Required when the client wants to configure a charging station or a network of charging stations
Communication integration service over an existing LAN ³	SP-TLAN	<ul style="list-style-type: none"> Required when the client subscribes to the management service for one or more charging stations for a site where the communication will be integrated to an existing local area network (LAN) Determines the position of the gateway to ensure communication with the charging stations Configures the LAN and puts the communication gateway into operation The gateway is provided by AddÉnergie
Global management service for one station for 1 year ^{2,3}	SP-SGG-01	<ul style="list-style-type: none"> Required for all charging stations in a management network Includes payment management of the charging service, 24/7 customer service, charging station surveillance, charging station access control for private users through an RFID card and mobile application, operator access to web portal, etc Includes a communication gateway and a 3G subscription for one site, for as long as the client subscribes to the service Allows to statically limit the charging current of a charging station Allows charging stations to interface with the existing energy management system of the building to avoid exceeding the chargeable power
Extended warranty for one charging station for 1 year ⁴	SP-GE-S2-01	<ul style="list-style-type: none"> Extends the base warranty (of 1 year) of up to 5 years on all hardware components provided by AddÉnergie Covers parts and labor required to repair defective equipment The warranty will be applied on a repair basis (the defective charging station is sent back to AddÉnergie, repaired, and then returned to the client) or replacement (with a charging station refurbished similar to the defective one)

¹ There will be additional charges for any travelling required in order to provide the service.

² For more details, please refer to the detailed terms and conditions of the service.

³ In all cases where the client subscribes to the management service, the client must provide for a PVC case as well as required gateway wiring.

Please refer to the Communication Gateway Installation Guide for more details.

⁴ See Warranty Terms and Conditions for more details.

Installation or commissioning questions:
1 855 543-8356

FLO Services USA Inc

Head office:
2800 Louis-Lumière, suite 100, Québec (QC) G1P 0A4 CANADA

Contact Us



Tel. : 1 855 543-8356
service@flo.com
flo.com