



SmartTWO-BSR

Ordering Guide

Table of Contents






- 01** Product Listings **3**
 - Curbside Charger Configuration.....3
 - Other Products4

- 02** Service Listings **5**

01 Product Listings • Curbside Charger Configuration

Product	Product Code	Description
	S2-V4-TETE-FL-BLCE	SmartTWO 208-240 V charging station head with RFID reader, connector module with straight cable, locking mechanism and J1772 connector - FLO - BLCE
	S2-V4-SBDRM-FL-BLCE	Master curbside dual charging station mounting base with cable retraction system and gateway - FLO - BLCE
	S2-V4-SBDRA-FL-BLCE	Auxiliary curbside dual charging station mounting base with cable retraction system - FLO - BLCE

01 Product Listings • Other products

Product	Product Code	Description
	SIGN-RESE-EMP-FR	Employé seulement Parking Sign - French 300 mm x 150 mm • 11.81" x 5.9"
	SIGN-RESE-EMP-EN	Employee Only Parking Sign - English 300 mm x 150 mm • 11.81" x 5.9"
	SIGN-RESE-VIS-FR	Visiteur seulement Parking Sign - French 300 mm x 150 mm • 11.81" x 5.9"
	SIGN-RESE-VIS-EN	Visitor Only Parking Sign - English 300 mm x 150 mm • 11.81" x 5.9"
	SIGN-RESE-GEN-FR	Stationnement interdit excepté véhicule électrique en cours de recharge Parking Sign - French 300 mm x 600 mm • 11.81" x 23.62"
	SIGN-RESE-GEN-EN	No Parking except electric vehicle charging Parking Sign - English 300 mm x 600 mm • 11.81" x 23.62"

02 Service Listings

Service	Service Code	Description
Site survey prior to the charging station installation ¹	SP-SS	<ul style="list-style-type: none"> • Required when the client subscribes to the management service for one or more charging stations for a site for which communication will be done through a 3G cellular network or through a DSL connection • Defines the location of the gateway and the DSL modem (if applicable) to ensure the quality of the communication between components
Local configuration service for all the stations at a site	SP-CONFIG	<ul style="list-style-type: none"> • Required when the client wants to configure a charging station or a network of charging stations
Communication integration service over an existing LAN ³	SP-TLAN	<ul style="list-style-type: none"> • Required when the client subscribes to the management service for one or more charging stations for a site where the communication will be integrated to an existing local area network (LAN) • Determines the position of the gateway to ensure communication with the charging stations • Configures the LAN and puts the communication gateway into operation • The gateway is provided by AddÉnergie
Global management service for one station for 1 year ²⁻³	SP-SGG-01	<ul style="list-style-type: none"> • Required for all charging stations in a management network • Includes payment management of the charging service, 24/7 customer service, charging station surveillance, charging station access control for private users through an RFID card and mobile application, operator access to web portal, etc • Includes a communication gateway and a 3G subscription for one site, for as long as the client subscribes to the service • Allows to statically limit the charging current of a charging station • Allows charging stations to interface with the existing energy management system of the building to avoid exceeding the chargeable power
Extended warranty for one charging station for 1 year ⁴	SP-GE-S2-01	<ul style="list-style-type: none"> • Extends the base warranty (of 1 year) of up to 5 years on all hardware components provided by AddÉnergie • Covers parts and labor required to repair defective equipment • The warranty will be applied on a repair basis (the defective charging station is sent back to AddÉnergie, repaired, and then returned to the client) or replacement (with a charging station refurbished similar to the defective one)

¹ There will be additional charges for any travelling required in order to provide the service.

² For more details, please refer to the detailed terms and conditions of the service.

³ In all cases where the client subscribes to the management service, the client must provide for a PVC case as well as required gateway wiring.

Please refer to the Communication Gateway Installation Guide for more details.

⁴ See Warranty Terms and Conditions for more details.



For More Information

✉ info@flo.com

☎ 1-855-543-8356

flo.com