
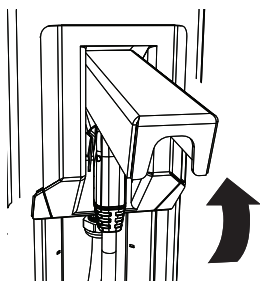


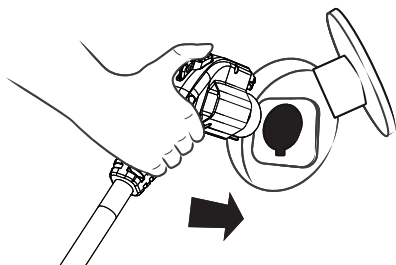
User Guide - SmartTWO™



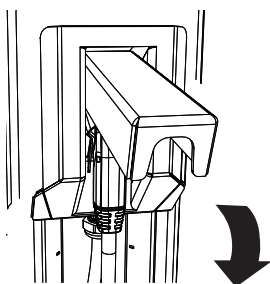
- 1 Activate the station:
 - Place your card on the reader;
 - OR
 - Select the station in the FLO mobile app and press “Start a session”.



- 2 Open the station’s door and pull out the connector.



- 3 Plug the connector into your vehicle. Charging will start immediately.



- 4 Once charging is complete, unplug the connector, replace it in its socket and close the door.

IMPORTANT : Once charging is complete, make sure to wind the cable and store the connector in its socket.

Need help? Contact us at **1 855 543-8356**