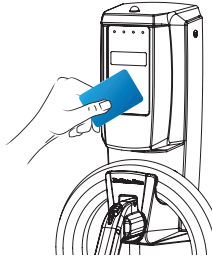
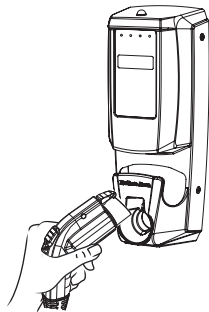


User Guide - CoRe+™

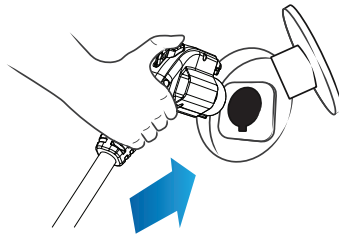
**1**

Activate the station:

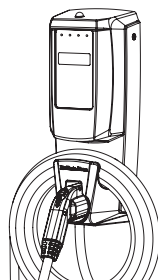
- Place your card on the reader;
OR
- Select the station in the mobile app and press “Start a session”.

**2**

Pick up the connector, and unwind the cable to the length required.

**3**

Plug the connector into your vehicle. Charging will start immediately.

**4**

Once charging is complete, replace the connector in its socket.

IMPORTANT: Once charging is complete, make sure to wind the cable and store the connector in its socket.

Need help? Contact us at **1 877 505-2674**