

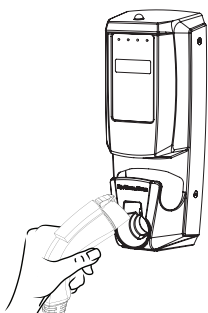
User Guide - CoRe+ Max™



1

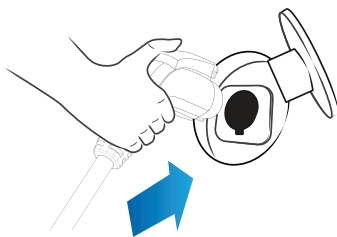
Activate the station:

- Place your card on the reader;
OR
- Select the station in the FLO mobile app and press “Start a session”.



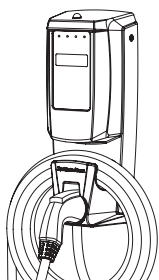
2

Pick up the connector, and unwind the cable to the length required.



3

Plug the connector into your vehicle. Charging will start immediately.



4

Once charging is complete, replace the connector in its socket.

IMPORTANT: Once charging is complete, make sure to wind the cable and store the connector in its socket.