



# Charging your electric vehicle (EV) with a FLO station is simple, reliable, and convenient.

## Universal




Charge any EV model.

## DC Fast Charging (Level 3)



Provides up to 50kW or 100kW of charging power

## Easy to Use App



Manage your charging session and payment through the FLO app.

## Start Charging Your EV with FLO

We make it convenient for you to charge your EV. Download and register for the FLO app today.



On-the-road Support - 24/7  
1-888-356-8911

Customer Support - Mon-Sun, 7AM to 9PM EST  
1-855-543-8356

# Getting Started with FLO



Follow these easy steps to start charging your electric vehicle.

## Step 1

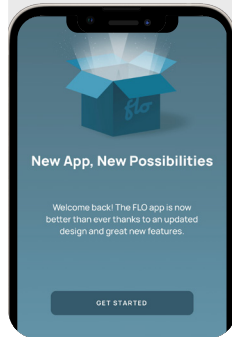
Download the FLO app from Google Play or Apple App Store.

Search: "FLO EV Charging".



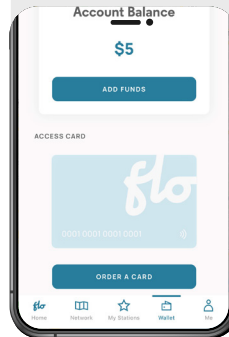
## Step 2

Open the app and press "Get Started". Complete the form with your account information.



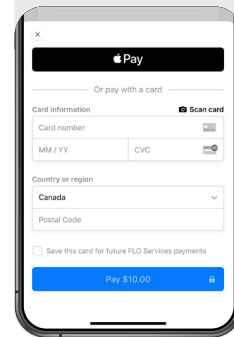
## Step 3

Click "Wallet" on the lower menu bar. - "Add funds" - "Select amount" - "Add funds"



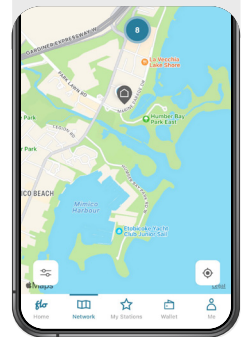
## Step 4

Enter credit card payment details or select Apple Wallet/Google Pay feature. Confirm payment by pressing the blue value button at the bottom.



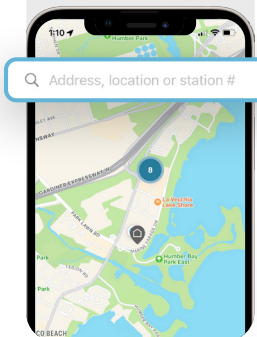
## Step 5

From the menu bar press "Network" to locate a station.



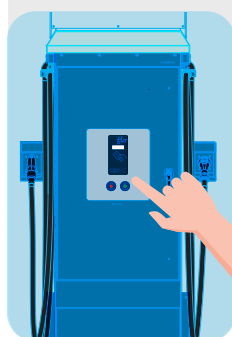
## Step 6

In the map search bar enter the 8-character FLO station ID you are parked at.



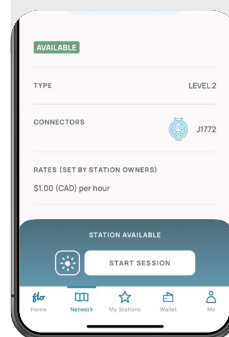
## Step 7

The 8-character station can be found on the front panel of the charger.



## Step 8

Click "Start Session". Select your payment preference "Mobile Application" or "Access Card".




## Step 9

Attach the connector to your EV and begin your charging session.



## Step 10

To end your session, remove the Connector from your EV and attach back to the station.



## Need Support?

### On-the-road Support

For EV drivers seeking immediate assistance at a charging station on the FLO public network.

24/7  
1-888-356-8911

### Customer Support

For any questions regarding installation and configuration of charging stations, your FLO account, or any technical problem.

Monday-Sunday, 7 AM to 9 PM EST  
1-855-543-8356